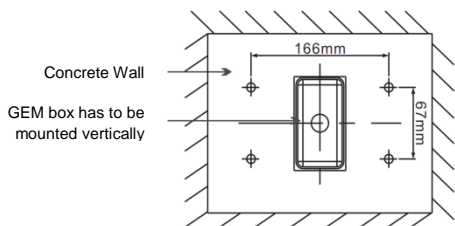


## IMPORTANT SAFETY INFORMATION

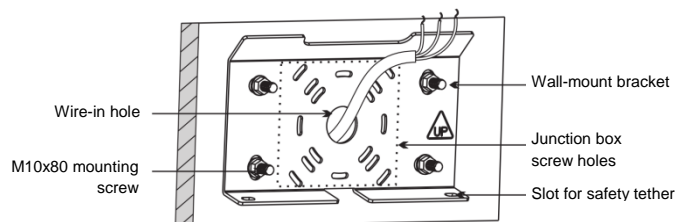
- **Read all instructions before installation**
- Before installing this fixture or doing any maintenance, make sure to turn off the power supply at the circuit breaker or fuse box.
- Do not handle energized module with wet hands or when standing on wet or damp surfaces, or in water.
- **WARNING – RISK OF ELECTRIC SHOCK. SUITABLE FOR WET LOCATIONS. MIN 60°C SUPPLY CONDUCTORS.**

## INSTALLATION INSTRUCTIONS

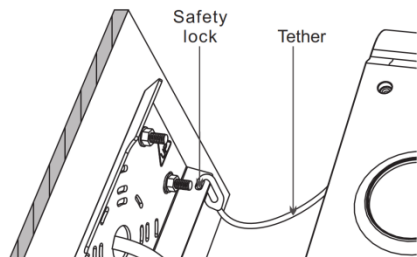
- 1** Recess mount a junction box - 3.5" octagon, 4" octagon, 4" square or GEM box to the concrete wall (Junction box is not provided).  
Drill 4 holes for M10x80 mounting bolts.



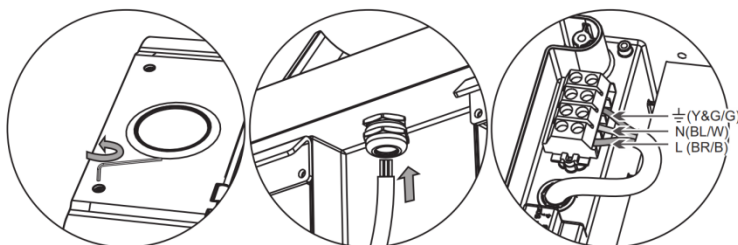
- 2** Feed power cable through wire-in hole. Use leveler to ensure horizontal arrangement and anchor wall-mount bracket to concrete wall by using 4 mounting bolts. (Angled part of the Bracket has to be faced upwards)



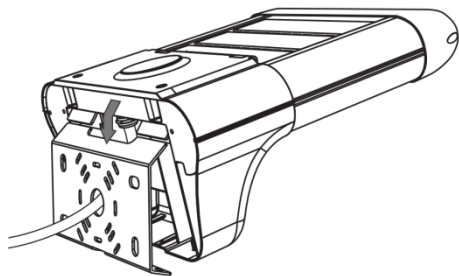
- 3** Secure the fixture by attaching a tether to the safety slot.



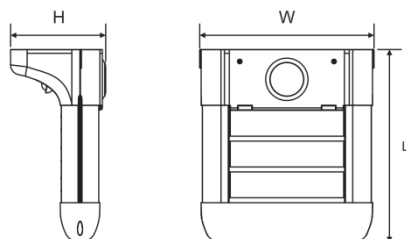
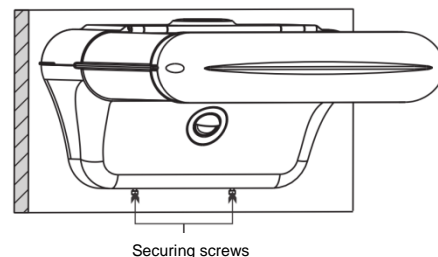
- 4** Release 2 allen head bolts at the top of the driver compartment access door. Feed power cable through the cable gland. Connect power cable (min 18 AWG) to terminal block and tighten the cable gland.



- 5** Slide the fixture to the top of the wall-mount bracket. Apply pressure against fixture and align it with the wall.



- 6** Slide the fixture to the top of the wall-mount bracket. Apply pressure against fixture and align it with the wall.



Model	H014T	H028T	H042T	H056T	H070T
Size	1	2	3	4	5
L	276 mm	338 mm	400 mm	465 mm	530 mm
W	353 mm	353 mm	353 mm	353 mm	353 mm
H	192 mm	192 mm	192 mm	192 mm	192 mm

[www.nightsky-led.com](http://www.nightsky-led.com)

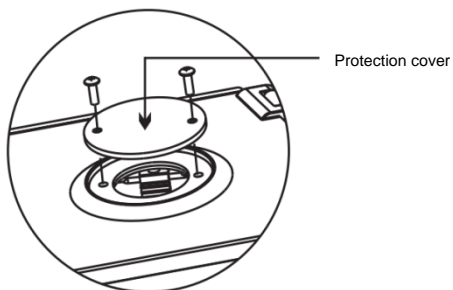


Scan the QR Code to get more information about the Products, IES Files and Photometric Reports.  
All information is subject to change without notice. © are Registered Trademarks of their respective owners.  
™NightSky LED is the Trademark of BDS Industrial Solutions Inc.  
©2014 BDS Industrial Solutions Inc. All rights reserved. Rev. 02/14

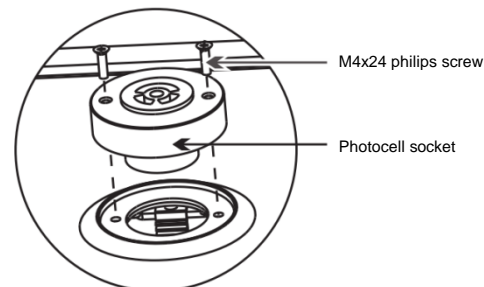


## PHOTOCELL INSTALLATION

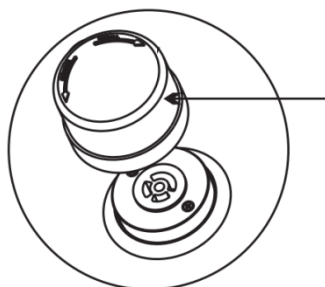
- 1** Remove protection cover at the center of driver compartment access door.



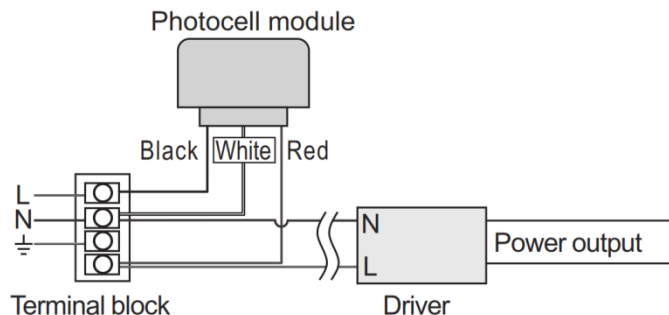
- 2** Secure photocell socket by using 2 M4x24 philips head screws.



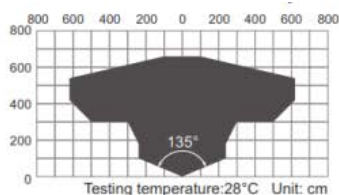
- 3** Twist-lock photocell module.



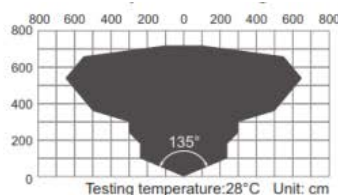
- 4** Connect wires.



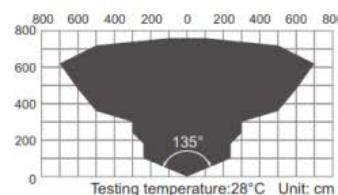
## MOTION SENSOR RANGE



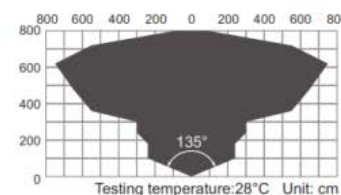
Installation height: 300cm  
Maximum width: 1240cm  
Maximum depth: 660cm



Installation Height: 400cm  
Maximum width: 1300cm  
Maximum depth: 720cm



Installation Height: 500cm  
Maximum width: 1400cm  
Maximum depth: 760cm



Installation Height: 600cm  
Maximum width: 1500cm  
Maximum depth: 800cm

NOTE: Optimal operating temperature is 25-28°C. Level of sensitivity is subject to working environment conditions.

[www.nightsky-led.com](http://www.nightsky-led.com)

### FIXTURE LIMITED CONSUMER WARRANTY

The limited warranty set forth below is given by BDS Industrial Solutions Inc. ("Seller") with respect to the lighting fixture product packaged with this limited warranty (the "Product"). Your Product, when delivered to you in new condition in its original packaging, is warranted against defects in materials or workmanship as follows: for a period of five (5) years from the date of original purchase, defective parts or a defective Product returned with the sales receipt as proof of purchase to Seller, or its authorized service providers, as applicable, and proven to be defective upon inspection, will be repaired, or exchanged for a new Product, as determined by Seller, or the authorized service provider. This limited warranty covers all defects encountered in normal use of the Product, and does not apply in the following cases: Loss of or damage to the Product due to abuse, mishandling, alteration, accident, electrical current fluctuations, failure to follow operating, maintenance or environmental instructions prescribed by the Seller in writing or services performed by someone other than Seller or its authorized service provider.

WARRANTY IS VOID IF PRODUCT IS NOT USED FOR THE PURPOSE FOR WHICH THIS PRODUCT IS MANUFACTURED.

Any complaints you may have regarding the Product should be addressed to BDS Industrial Solutions Inc., 1672 West 75th Avenue, Vancouver, BC V6P 6G2, Canada.



Scan the QR Code to get more information about the Products, IES Files and Photometric Reports.  
All information is subject to change without notice. © are Registered Trademarks of their respective owners.  
™NightSky LED is the Trademark of BDS Industrial Solutions Inc.  
©2014 BDS Industrial Solutions Inc. All rights reserved. Rev. 02/14

