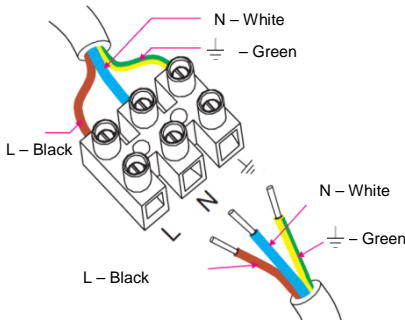


IMPORTANT SAFETY INFORMATION

Read all instructions before installation

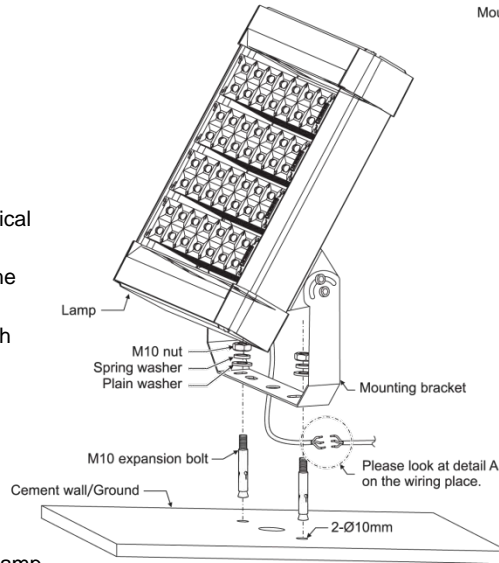
- Before installing this fixture or doing any maintenance, make sure to turn off the power supply at the circuit breaker or fuse box.
- Do not handle energized module with wet hands or when standing on wet or damp surfaces, or in water.
- **WARNING – RISK OF ELECTRIC SHOCK. SUITABLE FOR WET LOCATIONS. MIN 60°C SUPPLY CONDUCTORS.**

INSTALLATION INSTRUCTIONS



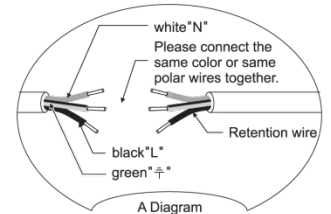
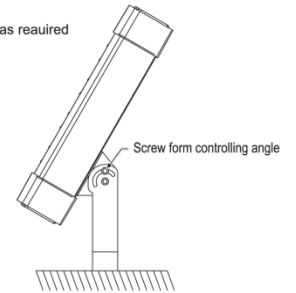
Warning: Luminaire can not be directly installed on the surface of ordinary flammable material in any circumstance.
Warning: If outer flexible cable or cord of luminaire are damaged, only manufacturer, its agent or eligible people can replace them to avoid accident.

Picture 1



Picture 2

Mounting angle as required



- 1 Drill two holes in the cement wall/ground with electrical drill. Spacing: 180mm.
Remark: The length of M10 expansion screw and the depth of the hole should be 60mm or over 60mm
- 2 Tap the M10 screws into the holes just as the sketch shows.
- 3 Lock mounting bracket into the cement wall/ground with plain washer, spring washer and M10 nut (picture 1).
- 4 Connect the power wire and make insulation and water-proof processing.
Please look at detail A at the wiring place.
- 5 Loosen screws of lamp arm with spanner to adjust lamp body until the beam angle meet with customer's requirement, then lock the screws with spanner (As shown in picture 2).

www.NightSky-LED.com

| Size | H014T | H028T | H042T | H056T | H070T | H084T | H098T | H112T | H126T | H140T |
|------|--------|--------|--------|--------|--------|--------|--------|--------|--------|--------|
| | 1 | 2 | 3 | 4 | 5 | 6 | 7 | 8 | 9 | 10 |
| L | 220 mm | 240 mm | 302 mm | 364 mm | 426 mm | 488 mm | 550 mm | 612 mm | 674 mm | 736 mm |
| W | 330 mm | 330 mm | 330 mm | 330 mm | 330 mm | 330 mm | 330 mm | 330 mm | 330 mm | 330 mm |
| H | 249 mm | 249 mm | 249 mm | 249 mm | 249 mm | 249 mm | 249 mm | 249 mm | 249 mm | 249 mm |

FIXTURE LIMITED CONSUMER WARRANTY

The limited warranty set forth below is given by BDS Industrial Solutions Inc. ("Seller") with respect to the lighting fixture product packaged with this limited warranty (the "Product"). Your Product, when delivered to you in new condition in its original packaging, is warranted against defects in materials or workmanship as follows: for a period of five (5) years from the date of original purchase, defective parts or a defective Product returned with the sales receipt as proof of purchase to Seller, or its authorized service providers, as applicable, and proven to be defective upon inspection, will be repaired, or exchanged for a new Product, as determined by Seller, or the authorized service provider. This limited warranty covers all defects encountered in normal use of the Product, and does not apply in the following cases: Loss of or damage to the Product due to abuse, mishandling, alteration, accident, electrical current fluctuations, failure to follow operating, maintenance or environmental instructions prescribed by the Seller in writing or services performed by someone other than Seller or its authorized service provider.

WARRANTY IS VOID IF PRODUCT IS NOT USED FOR THE PURPOSE FOR WHICH THIS PRODUCT IS MANUFACTURED.

Any complaints you may have regarding the Product should be addressed to BDS Industrial Solutions Inc., 209 – 8988 Fraserton Court, Burnaby, BC V5J 5H8, Canada.



Scan the QR Code to get more information about the Products, IES Files and Photometric Reports.
All information is subject to change without notice. © are Registered Trademarks of their respective owners.
™NightSky LED is the Trademark of BDS Industrial Solutions Inc.
©2013 BDS Industrial Solutions Inc. All rights reserved. Rev. 04/13

